

SHAKE YOUR GROOVE THING

Words and Music by DINO FEKARIS
and FREDDIE PERREN

Bright, with a steady beat

N.C.

mf

Opt. 8vb throughout

The musical score is written for piano and guitar. It begins with a grand staff in the key of D major (two sharps) and 4/4 time. The piano part starts with a bass line of eighth notes: D2, F#2, A2, B2, D3, F#3, A3, B3, D4, F#4, A4, B4, D5. The guitar part is initially silent (N.C.).

Chord progressions and guitar diagrams:

- Measure 1: N.C.
- Measure 2: A (Guitar diagram: x00000)
- Measure 3: C/A (Guitar diagram: x00000)
- Measure 4: Bm7/A (Guitar diagram: x00000)
- Measure 5: Bm7/E (Guitar diagram: x00000)
- Measure 6: A (Guitar diagram: x00000)
- Measure 7: C/A (Guitar diagram: x00000)
- Measure 8: Bm7/A (Guitar diagram: x00000)
- Measure 9: Bm7/E (Guitar diagram: x00000)

Vocal line (starting at measure 8):

Shake — it! Shake it!

Copyright © 1978, 1979 UNIVERSAL - POLYGRAM INTERNATIONAL PUBLISHING, INC. and PERREN-VIBES MUSIC INC.
All Rights Controlled and Administered by UNIVERSAL - POLYGRAM INTERNATIONAL PUBLISHING, INC.
All Rights Reserved Used by Permission

A C/A Bm7/A

Shake your groove thing, — shake your groove thing, — yeah, yeah!

Detailed description: This system contains the first two measures of the piece. The guitar part features chords A, C/A, and Bm7/A. The piano accompaniment consists of a steady eighth-note bass line in the left hand and a melody in the right hand.

Bm7/E A

Show 'em how you do it now. Shake your groove thing, —

Detailed description: This system contains measures 3 and 4. The guitar part features chords Bm7/E and A. The piano accompaniment continues with the same rhythmic pattern.

C/A Bm7/A




shake your groove thing, — yeah, yeah! Show

Detailed description: This system contains measures 5 and 6. The guitar part features chords C/A and Bm7/A. The piano accompaniment continues with the same rhythmic pattern.


NC.

'em how you do it now, show 'em how you do it now.

Detailed description: This system contains measures 7 and 8. The guitar part is marked 'NC.' (No Chords). The piano accompaniment continues with the same rhythmic pattern.

A  C/A  Bm7/A 

Let's show the world we can dance, — bad e - nough — ta
 We've got the rhy - thm to - night, — all the rest — know



Bm7/E  A  C/A 

strut — our stuff. The mu - sic gives us a chance, —
 we're — the best. Our shad - ows flash in the light, —



Bm7/A  F#m 

we do more — out on the floor. — Groov - in' loose
 twist - in' turn - in', we keep burn - in'. — Shake it high



G  Bm7/E 

or heart to heart, — we put in mo - tion ev - 'ry sin - gle part. —
 or shake it low, — we take our bod - ies where they want to go. —



F#m

G

Bm7/E

Funk - y sounds wall - to wall, - we're bump-in' boot - ies hav -
 Feel - the beat, nev - er stop, - oh, hold me tight, spin

A

C/A

Bm7/A

in' us a ball, - y'all. - } Shake your groove thing, - shake your groove thing, - yeah, yeah!
 me like a top! - }

Bm7/E

A

Show 'em how you do it now. Shake your groove thing, -

C/A

Bm7/A

To Coda \oplus N.C.

shake your groove thing, - yeah, yeah! Show 'em how you do it now.

First system of piano accompaniment. The right hand has a whole rest. The left hand plays a rhythmic pattern of eighth notes with slurs and accents.

Second system of piano accompaniment. The right hand has a whole rest. The left hand continues the rhythmic pattern.

Third system of piano accompaniment. The right hand has a whole rest. The left hand continues the rhythmic pattern.

Fourth system of piano accompaniment. The right hand has a whole rest. The left hand continues the rhythmic pattern.

D.S. al Coda

CODA

N.C.

D

C#

'em how you do it now. There's noth-ing more that I'd like to do

Fifth system of piano accompaniment. The right hand has a whole rest. The left hand continues the rhythmic pattern.

C B Bm7/E

than take the floor and dance with you. Keep danc -

in', let's keep danc - in'.

A C/A Bm7/A

Shake -

Bm7/E F#m G

it! Shake it! Groov - in' loose or heart to heart, -

Bm7/E F#m

we put in mo - tion ev - 'ry sin - gle part. — Funk - y sounds

G Bm7/E

wall — to wall, — we're bump-in' boot-ies hav - in' us a ball, — y'all. —

A C/A Bm7/A

Shake your groove thing, — shake your groove thing, — yeah, yeah!

Bm7/E Optional Ending

Repeat and Fade A

Show 'em how you do it now.