

DREAMLOVER

Words and Music by MARIAH CAREY
and DAVE HALL

Moderately

mf

Fmaj7 Gm7 Fmaj7

Gm7 Fmaj7 Gm7

Fmaj7 Gm7

Fmaj7 Gm7

Do do do do do do do, ooh

ba - by.

I need a lov - er to give me
I don't want an - oth - er pre - tend - er

Fmaj7 Gm7

the kind of love that - 'll last _____ al - ways.
to dis - il - lu - sion me one _____ more _____ time,

Fmaj7 Gm7

I need some - bod - y up - lift - ing _____ to take me a - way -
whis - per - ing words of for - ev - er _____ playing with my mind.

Fmaj7 Gm7 Fmaj7

babe. _____ Oh, yeah. _____ I want a lov - er who knows _____
No, no. _____ I need some-one to hold on _____

Gm7 Fmaj7 Gm7

me, _____ who un - der - stands how I feel _____ in - side, _____
to, _____ the kind of love that won't fly _____ a - way. _____

Fmaj7 Gm7

some - one to com - fort and hold _____ me _____ through the long, -
I just want some - one to be - long _____ to _____ ev - 'ry-day -

Fmaj7 Gm7

_____ lone - ly nights _____ till the dawn. _____ Why don't you take me a - way?
_____ of my life, _____ al - ways, _____ so come and take me a - way. }

Fmaj7 Gm7

Dream - lov - er come res - cue me, take me up,

Fmaj7 Gm7

take me down, take me an - y - where you want to, ba - by, now.

Fmaj7 Gm7

I need you so des - p'rate - ly. Won't you please

Detailed description: This system contains the first two measures of the piece. The vocal line starts with a whole rest, followed by a quarter note G4, a quarter note A4, and a quarter note B4. The piano accompaniment features a bass line with a quarter note G2, a quarter note A2, and a quarter note B2, and a treble line with a quarter rest, a quarter note G4, a quarter note A4, and a quarter note B4. Chord diagrams for Fmaj7 and Gm7 are shown above the staff.

Fmaj7 Gm7

come a - round 'cause I want to share for - ev - er with you, ba -

Detailed description: This system contains the next two measures. The vocal line continues with a quarter note C5, a quarter note D5, a quarter note E5, and a quarter note F5. The piano accompaniment continues with a bass line of quarter notes G2, A2, B2, and C3, and a treble line of quarter notes G4, A4, B4, and C5. Chord diagrams for Fmaj7 and Gm7 are shown above the staff.

Fmaj7 1 Gm7 Fmaj7

Do by? do do do do do do, ooh ba -

Detailed description: This system contains three measures. The vocal line has a quarter note G4, a quarter note A4, a quarter note B4, a quarter note C5, a quarter note D5, a quarter note E5, a quarter note F5, and a half note G5. The piano accompaniment features a bass line of quarter notes G2, A2, B2, and C3, and a treble line of quarter notes G4, A4, B4, and C5. Chord diagrams for Fmaj7, Gm7, and Fmaj7 are shown above the staff.

Gm7 2 Gm7 Fmaj7

by. do do do.

Detailed description: This system contains three measures. The vocal line has a quarter note G4, a quarter note A4, a quarter note B4, a quarter note C5, a quarter note D5, a quarter note E5, a quarter note F5, and a quarter note G5. The piano accompaniment features a bass line of quarter notes G2, A2, B2, and C3, and a treble line of quarter notes G4, A4, B4, and C5. Chord diagrams for Gm7, Gm7, and Fmaj7 are shown above the staff.

Gm7 Fmaj7 Gm7

Do do do do do do do.

Fmaj7 Gm7 Fmaj7

Do do do do do do do. Dream - lov - er come

Gm7 Fmaj7

res - cue me, take me up, take me down, take me an -



Gm7 Fmaj7

y - where you want to, ba - by, now. I need you so


Gm7  1 Fmaj7 




des - p'rate - ly. Won't you please come a - round 'cause I want




Gm7  Fmaj7 

to share for - ev - er with you, ba - by? —



Gm7  Fmaj7  Gm7 

Ooh ba - by. —



2
no chord

come a - round 'cause I want to share for - ev - er with you, ba - by? —

