

For Elise

L.v.Beethoven

Poco moto


The first system of musical notation for 'For Elise' consists of two staves. The upper staff is in treble clef and the lower staff is in bass clef. The music is in 3/4 time. The upper staff begins with a piano (*pp*) dynamic and features a series of eighth-note chords and single notes, with a slur over the first four measures. The lower staff has a whole rest in the first measure, followed by eighth-note chords and single notes. There are three instances of 'Red.' with an asterisk below the lower staff, corresponding to specific notes. Fingering numbers 1, 2, 4, and 5 are indicated above notes in both staves.

The second system of musical notation consists of two staves. It features a first ending bracket over the first two measures of the upper staff, followed by a second ending bracket over the next two measures. The upper staff continues with eighth-note chords and single notes. The lower staff has eighth-note chords and single notes. A mezzo-forte (*mf*) dynamic is indicated in the upper staff. There are four instances of 'Red.' with an asterisk below the lower staff. Fingering numbers 1, 2, 4, and 5 are indicated above notes.


The third system of musical notation consists of two staves. The upper staff features a triplet of eighth notes in the first measure, followed by eighth-note chords and single notes. The lower staff has eighth-note chords and single notes. Dynamics include *dim.* (diminuendo) and *rit.* (ritardando) in the upper staff, and *a tempo* in the lower staff. There are four instances of 'Red.' with an asterisk below the lower staff. Fingering numbers 1, 2, 5, and 5 are indicated above notes.

The fourth system of musical notation consists of two staves. The upper staff begins with a piano (*pp*) dynamic and features eighth-note chords and single notes, with a slur over the first four measures. The lower staff has eighth-note chords and single notes. There are three instances of 'Red.' with an asterisk below the lower staff. Fingering numbers 1, 2, and 5 are indicated above notes.


—
—
—



—




—



—

—



—

—
—
—